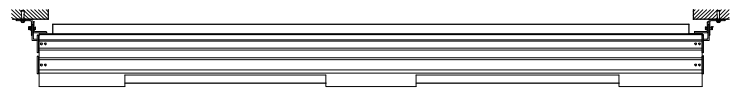


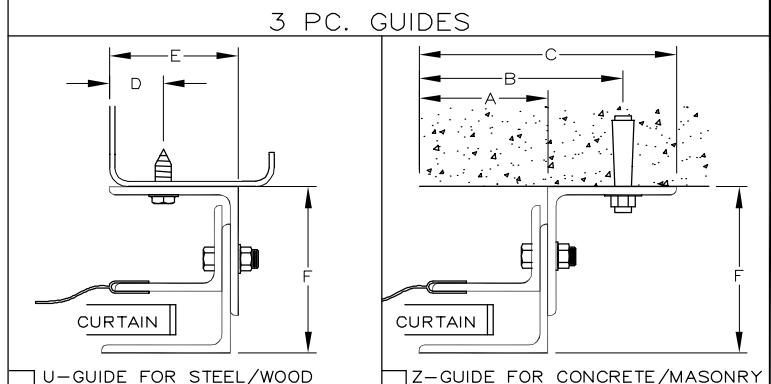
ELEVATION

SECTION A - A



PLAN

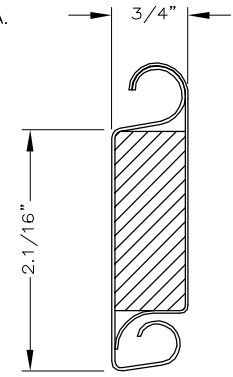
TOP MOTOR CLEARANCE		
HP	14"	16"
Z	2 1/2	1 1/2



GUIDE TYPE	A"	B"	C"	D"	E"	F"
2	2 5/8	3 7/16	5 1/4	1	2 13/16	3 15/16
4	2 5/8	4 3/8	5 5/8	1 1/8	2 7/8	4 3/4

GENERAL NOTES

- * ENVIRONMENTALLY SAFE POLYISOCYANURATE INSULATING MATERIAL HOUSED BETWEEN A 22 GA. FRONT SLAT AND A 24 GA. BACK SLAT.
- * SLATS/HOOD: GALVANIZED STEEL WITH BAKED ON EPOXY PRIMER & POLYESTER TOP COAT.
- * OTHER SURFACES: SHOP COAT PRIMER
- * OPERATION: RIGHT HAND SHOWN, LEFT HAND OPPOSITE
- * OUTER ANGLE WITH VINYL WEATHERSEAL. FOR GUIDE SELECTION CONTACT ENGINEERING OR CUSTOMER SERVICE. FOR MALLEABLE ENDLOCKS ADD 3/8" TO A, B, C, D & E
- * A HOOD IS SUPPLIED AS STANDARD WITH AN 8" P.V.C. BAFFLE, PROVIDING WEATHERSEAL AT THE TOP OF DOOR.



22/24 GAGE

01-23-02

600-H

QTY.	OPENING SIZE		OPERATION	RH LH	CLEARANCES		OPTION	PROJECT:	ARCHITECT:	CONTRACTOR:	DISTRIBUTOR:	DATE:	SHEET:	OF:	BY:	REF. #.		
	WIDTH "W"	HEIGHT "H"			"X"	"V"												

PORVENE[®]
DOORS
MORENO VALLEY, CA 92553
(951) 653-3727

622/24- Therm-Master Insulated Steel-backed Door w/ H Motor

NOTE: Porvene Doors is not responsible for improper installation procedures, structural backing, and field inspections of the project itself.

APPROVAL SIGNATURE:

APPROVAL DATE: