

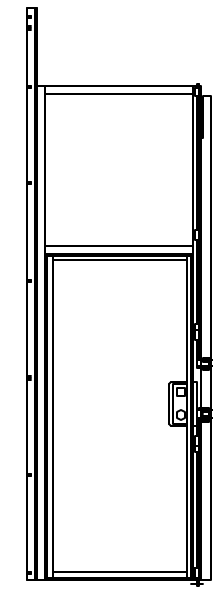
SECTION A-A

- GENERAL NOTES**
- * SLATS/HOOD GALVANIZED STEEL WITH BAKED ON EPOXY PRIMER AND POLYESTER TOP COAT
 - * OTHER SURFACES: SHOP COAT PRIMER
 - * WICKET: LEFT HAND WICKET SHOWN.

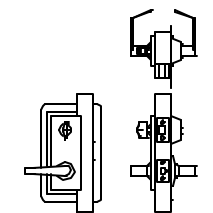
Z-GUIDE FOR CONCRETE/MASONRY

U-GUIDE FOR STEEL/WOOD

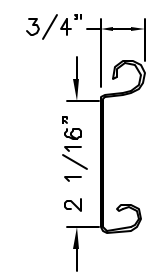
OPERATION	A1	A2	GUIDE TYPE	A"	B"	C"	D"	E"	F"
ELECTRIC OPERATION	8	8	2	2 5/8	3 7/16	5 1/8	1	2 13/16	3 15/16
REDUCTION DRIVER	9	6	3	2 5/8	4 3/8	5 3/8	1 1/16	2 13/16	4 3/8
ALL REDUCTIONS ON DOOR 14' WIDE OR WIDER	10	7	4	2 5/8	4 3/8	5 5/8	1 1/8	2 7/8	4 3/4



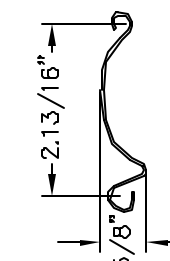
HOLLOW METAL



INTERCONNECTED LOCK W/INTERCHANGEABLE CORE



GAUGE



GAUGE

MDL.	QTY.	OPENING SIZE		OPERATION	RH	CLEARANCES		OPTION	PROJECT:	ARCHITECT:	CONTRACTOR:	DISTRIBUTOR:	DATE:	SHEET:	OF:	BY:	REF. #.	
		WIDTH "W"	HEIGHT "H"			"X"	"V"											



400 SERIES ROLLING STEEL WICKET DOOR

NOTE: Porvene Doors is not responsible for improper installation procedures, structural backing, and field inspections of the project itself.

APPROVAL SIGNATURE:

DATE: