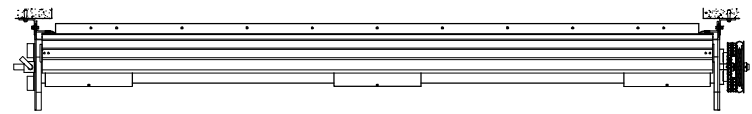


SECTION A - A

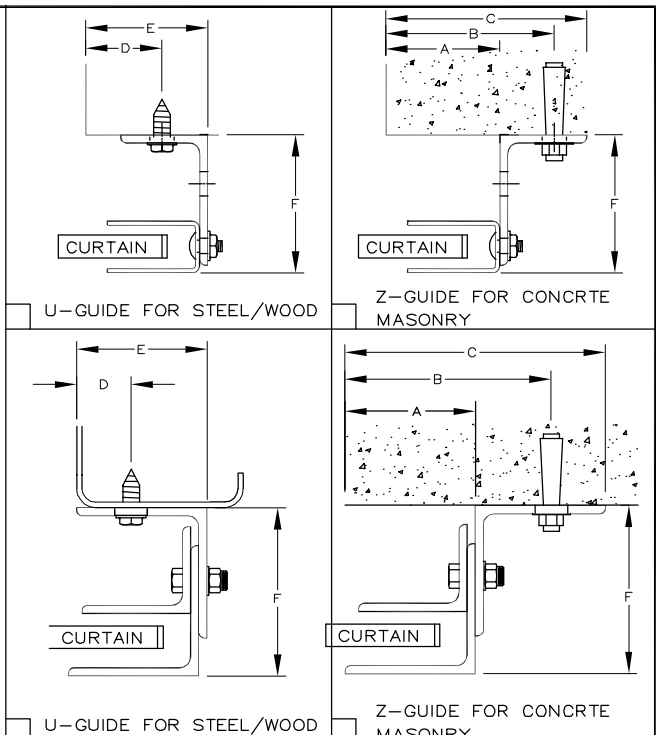
ELEVATION



PLAN

01-22-02

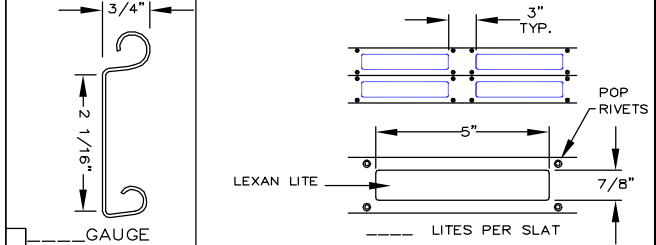
400-VISION



GUIDE TYPE	A"	B"	C"	D"	E"	F"
1	2 5/8	3 3/8	4 5/8	1 9/16	2 13/16	3 5/16
2	2 5/8	3 7/16	5 1/4	1	2 13/16	3 15/16
3	2 5/8	4 3/8	5 5/8	1 1/16	2 13/16	4 3/8
4	2 5/8	4 3/8	5 5/8	1 1/8	2 7/8	4 3/4

**GENERAL NOTES**

- \* SLATS/HOOD: GALVANIZED STEEL WITH BAKED ON EPOXY PRIMER AND POLYESTER TOP COAT.
- \* OTHER SURFACES: SHOP COAT PRIMER
- \* OPERATION: RIGHT HAND SHOWN, LEFT HAND OPPOSITE



MDL.	QTY.	OPENING SIZE		OPERATION	RH	CLEARANCES	
		WIDTH "W"	HEIGHT "H"			LH	"X"

OPTION

PROJECT:			
ARCHITECT:			
CONTRACTOR:			
DISTRIBUTOR:			
DATE:	SHEET: OF:	BY:	REF. #:

**PORVENE<sup>®</sup>**  
**DOORS**

MORENO VALLEY, CA 92553  
(951) 653-3727

**400 Series - Vision-Master Rolling Steel Door**

NOTE: Porvene Doors is not responsible for improper installation procedures, structural backing, and field inspections of the project itself.

APPROVAL SIGNATURE: \_\_\_\_\_ DATE: \_\_\_\_\_