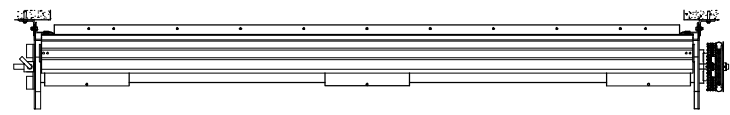


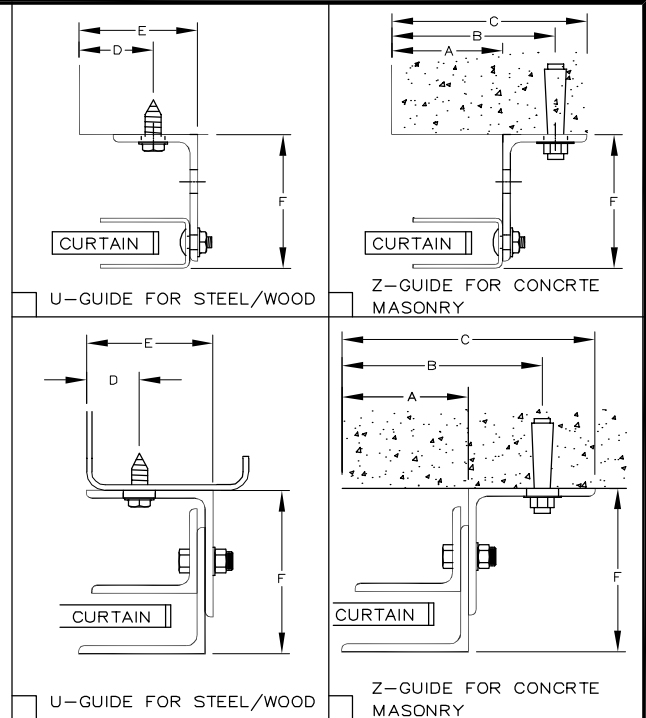
24TH SLAT  
APPROX. 5"

ELEVATION

SECTION A - A



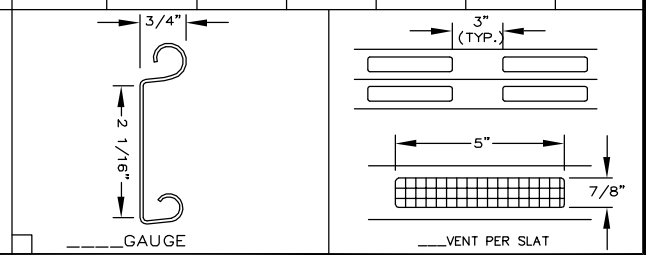
PLAN



GUIDE TYPE	A"	B"	C"	D"	E"	F"
1	2 5/8	3 3/8	4 5/8	1 9/16	2 13/16	3 5/16
2	2 5/8	3 7/16	5 1/4	1	2 13/16	3 15/16
3	2 5/8	4 3/8	5 5/8	1 1/16	2 13/16	4 3/8
4	2 5/8	4 3/8	5 5/8	1 1/8	2 7/8	4 3/4

**GENERAL NOTES**

- \* SLATS/HOOD: GALVANIZED STEEL WITH BAKED ON EPOXY PRIMER AND POLYESTER TOP COAT.
- \* OTHER SURFACES: SHOP COAT PRIMER
- \* OPERATION: RIGHT HAND SHOWN, LEFT HAND OPPOSITE



01-22-02

400-VENT

MDL.	QTY.	OPENING SIZE		OPERATION	RH LH	CLEARANCES		OPTION	PROJECT:	ARCHITECT:	CONTRACTOR:	DISTRIBUTOR:	DATE:	SHEET:	OF:	BY:	REF. #.	
		WIDTH "W"	HEIGHT "H"			"X"	"V"											



**400 SERIES - Vent-Master Rolling Steel Service Door**

NOTE: Porvене Doors is not responsible for improper installation procedures, structural backing, and field inspections of the project itself.

APPROVAL SIGNATURE: \_\_\_\_\_ DATE: \_\_\_\_\_