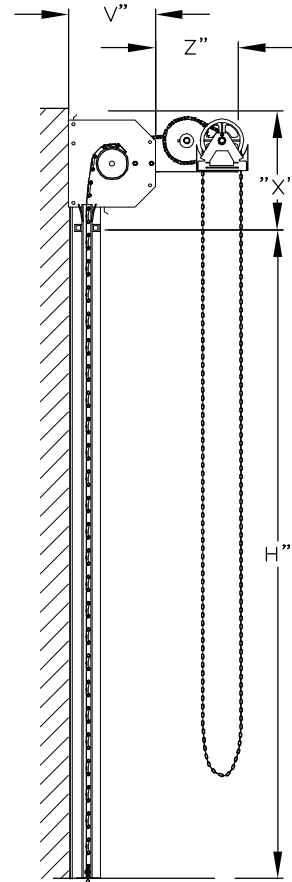
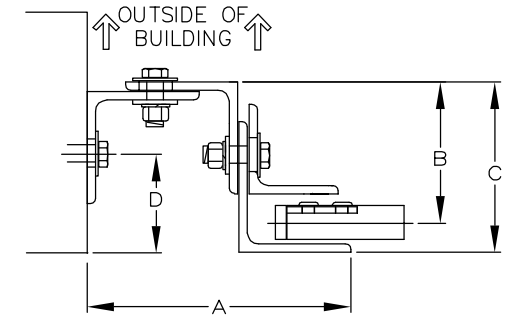


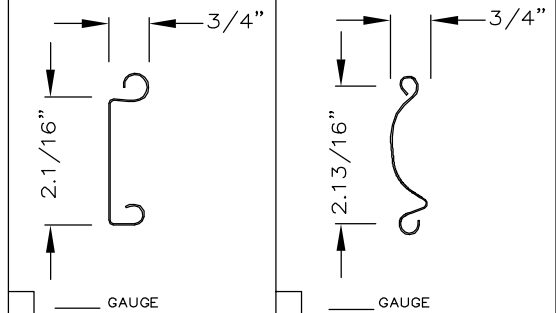
ELEVATION



SECTION A-A



GUIDE TYPE	A"	B"	C"	D"
2	6"	3 1/4"	3 15/16"	2"
3	6 1/4"	3 1/8"	4 3/8"	2 1/16"
4	6 1/2"	4"	4 3/4"	2 1/2"



GENERAL NOTES

SLATS/HOOD:
 GALVANIZED STEEL WITH BAKED ON EPOXY PRIMER & POLYESTER TOP COAT.
 OTHER SURFACES: SHOP COAT PRIMER
 OPERATION: RIGHT HAND SHOWN,
 LEFT HAND OPPOSITE

NOTE:
 SET-UP IS DESIGNED FOR 14" & 16"
 HEADPLATE BRACKETS. CONSULT
 ENGINEERING FOR OTHER OPTIONS.

Z = 9": SINGLE REDUCTION
 Z = 18": DOUBLE REDUCTION

02-19-02

400-BETWEENJAMB

MDL.	QTY.	OPENING SIZE		OPERATION	RH LH	CLEARANCES		OPTION	PROJECT:	ARCHITECT:	CONTRACTOR:	DISTRIBUTOR:	DATE:	SHEET:	OF:	BY:	REF. #.	
		WIDTH "W"	HEIGHT "H"			"X"	"V"											
400 SERIES - BETWEEN JAMB DOOR																		



MORENO VALLEY, CA 92553
 (951) 653-3727

NOTE: Porvene Doors is not responsible for improper installation procedures, structural backing, and field inspections of the project itself.

APPROVAL SIGNATURE:

DATE: