


300 model 300

4

MODEL 300 THE COMMERCIAL SLAT DOOR



Standard Features:

1. Sealed Ball Bearings
 - › Self-aligning and allow lasting free rotation.
2. Drum Assembly
 - › The counter balancing mechanism is housed in this unique, roll-up assembly, forming a self enclosed hood.
3. Steel Slat Curtain
 - › All slats are manufactured from the highest quality galvanized steel with a baked enamel finish, to form an effective secure curtain. Available curved or flat. (Available in 24 or 22 gauge.)
4. Bottom Bar
 - › Full length structural steel angle with blade astragal. The blade astragal forms a barrier against weather, dirt, insects and rodents. Slide bolt lock can accommodate padlocks.
5. Guides
 - › Structural steel wall angle with galvanized roll-formed U-Channel guides.
6. Chain Operation
 - › Reduction Drive standard on all doors. Smooth hand-chain provides safe and comfortable operation eliminating the sharp edges common to lock link hand chain.
7. Vision Lites
 - › For viewing convenience. (optional)

Model 300: The Commercial Slat Door

Porvene's 300 Series Commercial Slat Doors offer the economy of a sheet door, with the added strength of a service door. This Model is available with 24 Gauge or 22 Gauge steel slat curtain (some sizes available in 24 gauge only) and can be Windlocked. This complete product line comes standard with chain operation and can be upgraded to electric operation.

Other Options:


- › Inverted curtain for exterior mounting
- › Slope strip (for sloped floors)
- › Hoods/facia panels
- › Dead bolt locks for wicket doors
- › Insulation
- › Powder Coating
- › Single piece windlock guides available
- › Contact factory for other options available

options

Options:



> Flat Slat




> Vented Slat



> Curved Slat



> Screened



> Vision Slat



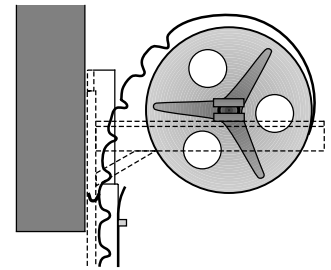
> Windlocked



> Hoods To help protect roll-up door from the elements



> Guide Weather Seal



> Top Draft Stop Made of resilient rubber to insure a tight seal at the header



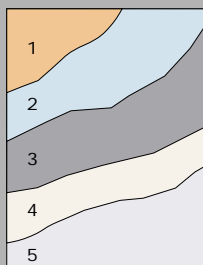
> Wicket Door For personal access, and added efficiency and convenience.



> Pass Door Provides roll-up and pass door convenience while maintaining access to full opening width

Dura-Finish Paint Process

The Porvene process is designed to give a longer life, with less maintenance and much better protection against the elements such as weather and dust. Our method produces one of the best systems in our industry for a longer lasting and more maintenance free finish. Our system produces one of the thickest top coat finishes in our industry.



1. Strip steel per ASTM A-526.
2. Hot dip galvanized-G90 coating per ASTM A-525.
3. Bonderized for prime coat adhesion.
4. Corrosion inhibiting primer-minimum thickness (.2) mils on each side.
5. Dura finish (white polyester top coat minimum thickness 1.0 mill front and back side.)